



**FiBL**

Forschungsinstitut für biologischen Landbau  
 Institut de recherche de l'agriculture biologique  
 Research Institute of Organic Agriculture  
 Istituto di ricerche dell'agricoltura biologica  
 Instituto de investigaciones para la agricultura orgánica

## Media kit

# The World of Organic Agriculture 2017

**February 9, 2017**

### Table of Contents

Media release of February 09, 2017: Another record year for organic agriculture worldwide

Yearbook "The World of Organic Agriculture"

Key indicators

Graphs

Infographics

Further sessions on organic markets at BIOFACH 2017

BIOFACH and VIVANESS press conference 2017

09. Februar 2017, 10:00 Uhr

denn's Bio-Markt Nürnberg, Äußere Cramer-Klett-Str. 21, 90489 Nürnberg

### Contact

Helga Willer and Julia Lernoud

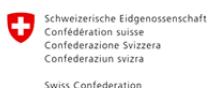
Research Institute of Organic Agriculture (FiBL)

Ackerstrasse 113, 5070 Frick, Schweiz,

helga.willer@fibl.org and julia.lernoud@fibl.org

www.fibl.org, www.organic-world.net, twitter.com/FiBLStatistics

Supported by



Federal Department of Economic Affairs,  
 Education and Research EAER  
 State Secretariat for Economic Affairs SECO



## Media release February 9, 2017

### **Another record year for organic agriculture worldwide 50.9 million hectares of organic agricultural land – organic market grows to more than 80 billion US Dollars**

**The latest global data on organic farming worldwide will be presented by the Research Institute of Organic Agriculture (FiBL) and IFOAM – Organics International at the BIOFACH world organic trade fair 2017 in Nuremberg. The statistical yearbook “The World of Organic Agriculture” will be launched on Wednesday, February 15, 2017, from 4.00 to 4.45 pm in Hall Shanghai, NCC East.**

(Frick/Nürnberg February 9, 2017) The positive trend seen in the past years continues: Consumer demand is increasing, reflected in the significant market growth of 11 percent in the United States, the world's largest organic market. More farmers cultivate organically, more land is certified organic, and 179 countries report organic farming activities (up from 172), as shown in the 2017 edition of the study “The World of Organic Agriculture” (data per end of 2015) published by FiBL and IFOAM – Organics International. The survey is supported by the Swiss State Secretariat for Economic Affairs (SECO), the International Trade Centre (ITC), and NürnbergMesse, the organizers of the BIOFACH fair.

#### **The global organic market continues to grow worldwide**

The market research company Organic Monitor estimates the global market for organic food to have reached 81.6 billion US dollars in 2015 (approximately 75 billion euros). The United States is the leading market with 35.9 billion euros, followed by Germany (8.6 billion euros), France (5.5 billion euros), and China (4.7 billion euros). In 2015, most of the major markets showed double-digit growth rates. The highest per capita spending was in Switzerland (262 Euros), and Denmark has the highest organic market share (8.4 percent of the total food market).

#### **More than two million producers**

In 2015, 2.4 million organic producers were reported. India continues to be the country with the highest number of producers (585'200), followed by Ethiopia (203'602), and Mexico (200'039).

#### **More than 50 million hectares of organic farmland**

A total of 50.9 million hectares were organically managed at the end of 2015, representing a growth of 6.5 million hectares over 2014, the largest growth ever recorded. Australia is the country with the largest organic agricultural area (22.7 million hectares), followed by Argentina (3.1 million hectares), and the United States of America (2 million hectares).

Supported by

Forty-five percent of the global organic agricultural land is in Oceania (22.8 million hectares), followed by Europe (25 percent; 12.7 million hectares), and Latin America (13 percent; 6.7 million hectares).

### **Ten percent or more of the farmland is organic in eleven countries**

The countries with the largest share of organic agricultural land of their total farmland are the Liechtenstein (30.2 percent), Austria (21.3 percent), and Sweden (16.9 percent). In eleven countries 10 percent or more of all agricultural land is organic.

### **More information**

#### **Download**

“The World of Organic Agriculture” 2017 edition, infographics, online data tables, and an interactive map can be downloaded at [www.organic-world.net/yearbook/yearbook-2017.html](http://www.organic-world.net/yearbook/yearbook-2017.html).

#### **Contacts**

- Dr. Helga Willer, FiBL, Ackerstrasse 113, 5070 Frick, Switzerland, Tel.+41 (0)79 2180626, [helga.willer\(at\)fibl.org](mailto:helga.willer@fibl.org), [www.fibl.org](http://www.fibl.org)
- Markus Arbenz, IFOAM – Organics International, Charles-de-Gaulle-Strasse 5, 53113 Bonn, Germany, Tel. +49 (0)160 8041557, Fax +49 (0)228 9265099, [m.arbenz\(at\)ifoam.bio](mailto:m.arbenz@ifoam.bio), [www.ifoam.bio](http://www.ifoam.bio)

### **Programme of the session “The World of Organic Agriculture – Statistics and Emerging Trends”**

Wednesday, February 15, 2017, 4.00 to 4.45 pm, Hall Shanghai (NCC East), NürnbergMesse, Nürnberg

- Markus Arbenz, IFOAM – Organics International, Moderator
- Eduart Rumani, SECO, Swiss Cooperation Office, Albania: The role of sustainability standards in economic development cooperation in Switzerland
- Dr. Helga Willer, FiBL: Latest data on organic agriculture worldwide
- Julia Lernoud, FiBL: Latest data on Voluntary Sustainability Standards worldwide
- Beate Huber, FiBL: Standards and regulations
- Amarjit Sahota, Organic Monitor, UK: The global market for organic food
- More information at [www.biofach.fibl.org/en/biofach-2017.html](http://www.biofach.fibl.org/en/biofach-2017.html)

Supported by



Schweizerische Eidgenossenschaft  
Confédération suisse  
Confederazione Svizzera  
Confederaziun svizra  
Swiss Confederation

Federal Department of Economic Affairs,  
Education and Research EAER  
State Secretariat for Economic Affairs SECO



**BIOFACH**  
into organic

**IFOAM**  
ORGANICS  
INTERNATIONAL

## Yearbook "The World of Organic Agriculture"

### About "The World of Organic Agriculture"

The study (336 pages) contains reports, authored by experts, on the organic sector and emerging trends in all regions and selected countries. The statistics are supported with graphs and tables. In addition, background information on issues such as standards and legislation is provided. New additions to this edition are an article on organic cotton from the Textile Exchange and a chapter reviewing the organic and Fairtrade markets. Further information and download is available at [www.organic-world.net/yearbook/yearbook-2017.html](http://www.organic-world.net/yearbook/yearbook-2017.html).



### Data collection

The data on organic agriculture is collected annually by the Research Institute of Organic Agriculture (FiBL) in collaboration with many partners from around the world. The results are published jointly with IFOAM – Organics International. The activities are supported by the Swiss State Secretariat for Economic Affairs (SECO), the International Trade Centre (ITC), and NürnbergMesse, the organizers of the BIOFACH fair. The views expressed in this press release can in no way be taken to reflect the official opinions of SECO, ITC, or NürnbergMesse.

### Quote

Helga Willer and Julia Lernoud (Eds.) (2017): The World of Organic Agriculture. Statistics and Emerging Trends 2017. Research Institute of Organic Agriculture (FiBL), Frick and IFOAM – Organics International, Bonn

### Order book and download

The printed version (25 Euros + postage; affiliates of IFOAM – Organics International: 20 Euros) can be ordered at [www.fibl.org/en/shop-en.html](http://www.fibl.org/en/shop-en.html) (order number 3503) and <https://shop.ifoam.bio/>

### Online databases

The data is available online at <http://www.organic-world.net/statistics/statistics-data-tables.html>

**Pick up your copy at BIOFACH in Hall 1, Stands 1-555 (FiBL) and 1-451 (IFOAM – Organics International)**

Supported by



Schweizerische Eidgenossenschaft  
 Confédération suisse  
 Confederazione Svizzera  
 Confederaziun svizra  
 Swiss Confederation

Federal Department of Economic Affairs,  
 Education and Research EAER  
 State Secretariat for Economic Affairs SECO



**BIOFACH**  
 into organic

**IFOAM**  
**ORGANICS**  
 INTERNATIONAL

## Key indicators

### Organic Agriculture: Key Indicators and Top Countries

Indicator	World	Top countries
<b>Countries with organic activities<sup>1</sup></b>	2015: 179 countries	New countries: Brunei Darussalam, Cape Verde, Hong Kong, Kuwait, Monaco, Sierra Leone, and Somalia
<b>Organic agricultural land</b>	2015: 50.9 million hectares (1999: 11 million hectares)	Australia (22.7 million hectares) Argentina (3.1 million hectares) United States (2 million hectares)
<b>Organic share of total agricultural land</b>	2015: 1.1 %	Liechtenstein (30.2%) Austria (21.3%) Sweden (16.9%)
<b>Wild collection and further non-agricultural areas</b>	2015: 39.7 million hectares (1999: 4.1 million hectares)	Finland (12.2 million hectares) Zambia (6.6 million hectares) India (3.7 million hectares)
<b>Producers</b>	2015: 2.4 million producers (1999: 200'000 producers)	India (585'200) Ethiopia (203'602) Mexico (200'039)
<b>Organic market</b>	2015: 81.6 billion US dollars (approx. 75 billion euros) (2000: 17.9 billion US dollars)	US (39.7 billion US dollars; 35.8 billion euros) Germany (9.5 billion US dollars; 8.6 billion euros) France (6.1 billion US dollars; 5.5 billion euros)
<b>Per capita consumption</b>	2015: 11.1 US dollars (10.3 euros)	Switzerland (291 US dollars; 262 euros) Denmark (212 US dollars; 191 euros) Sweden (196 US dollars; 177 euros)
<b>Number of countries with organic regulations</b>	2016: 87 countries	
<b>Number of affiliates of IFOAM –Organics International</b>	2016: 833 affiliates from 121 countries	Germany - 91 affiliates India - 73 affiliates China - 55 affiliates United States - 49 affiliates

Source: FiBL survey 2017, based on national data sources and data from certifiers  
 Global market: Organic Monitor 2017

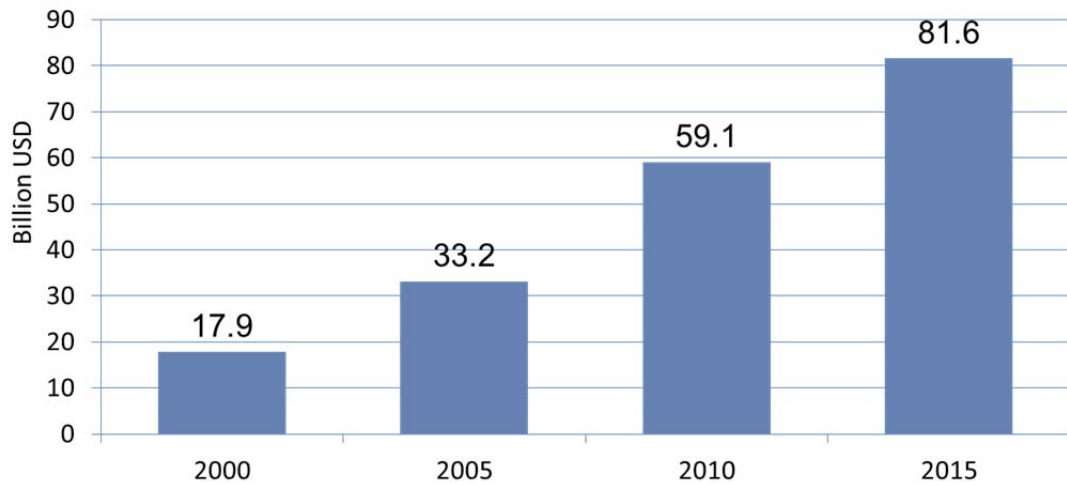
Supported by

## Graphs

### Development of the global organic market 2000-2015

Organic Monitor

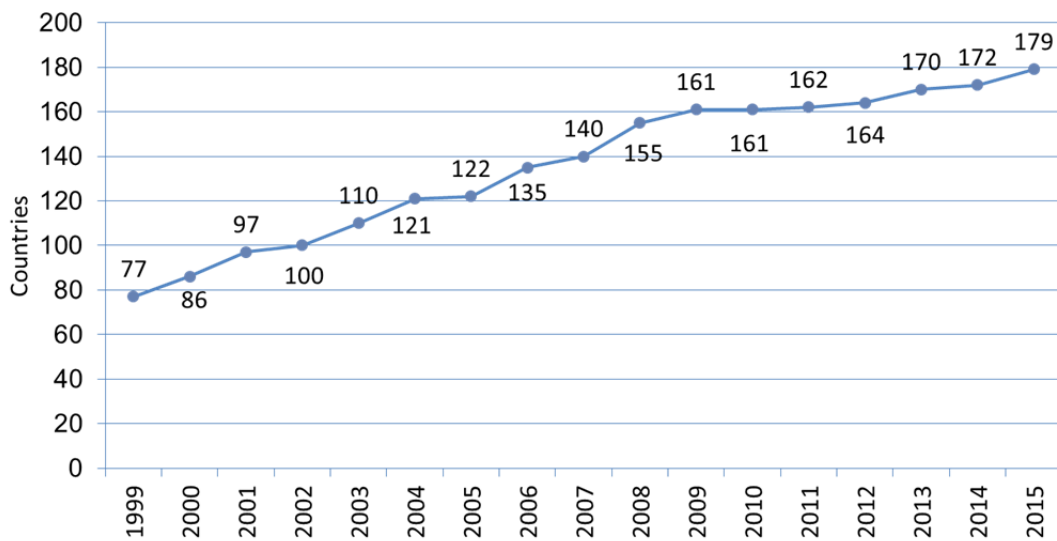
Source: Organic Monitor



### Development of the number of countries with data on organic agriculture



Source: FiBL-IFOAM-SOEL-Surveys 1999-2017



Supported by



Schweizerische Eidgenossenschaft  
 Confédération suisse  
 Confederazione Svizzera  
 Confederaziun svizra  
 Swiss Confederation

Federal Department of Economic Affairs,  
 Education and Research EAER  
 State Secretariat for Economic Affairs SECO



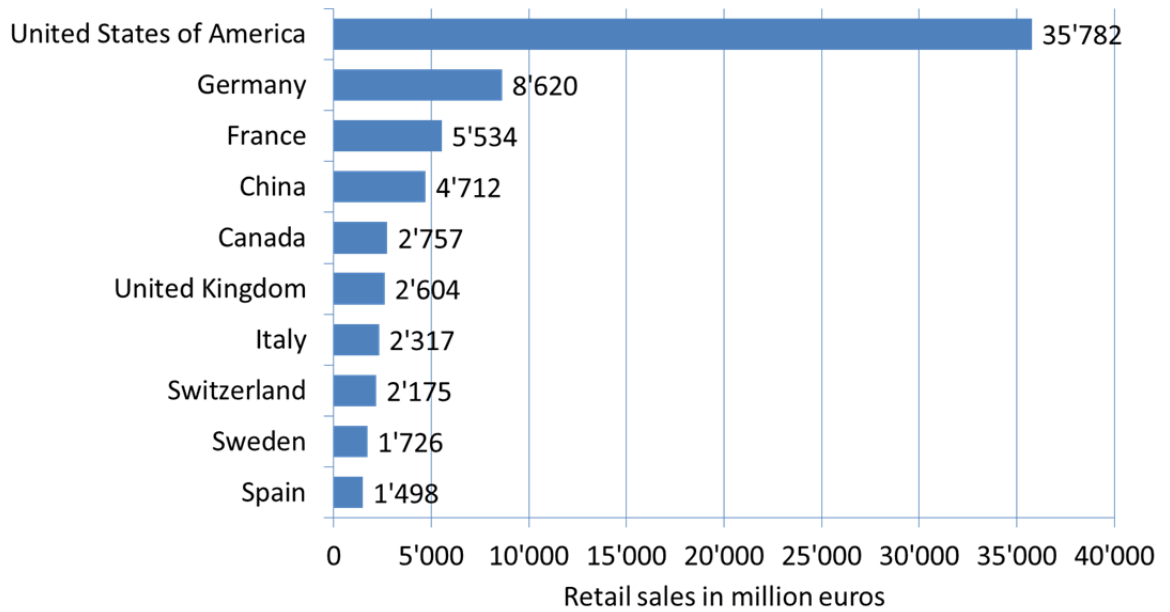
International  
 Trade  
 Centre

**BIOFACH**  
 into organic

**IFOAM**  
**ORGANICS**  
 INTERNATIONAL

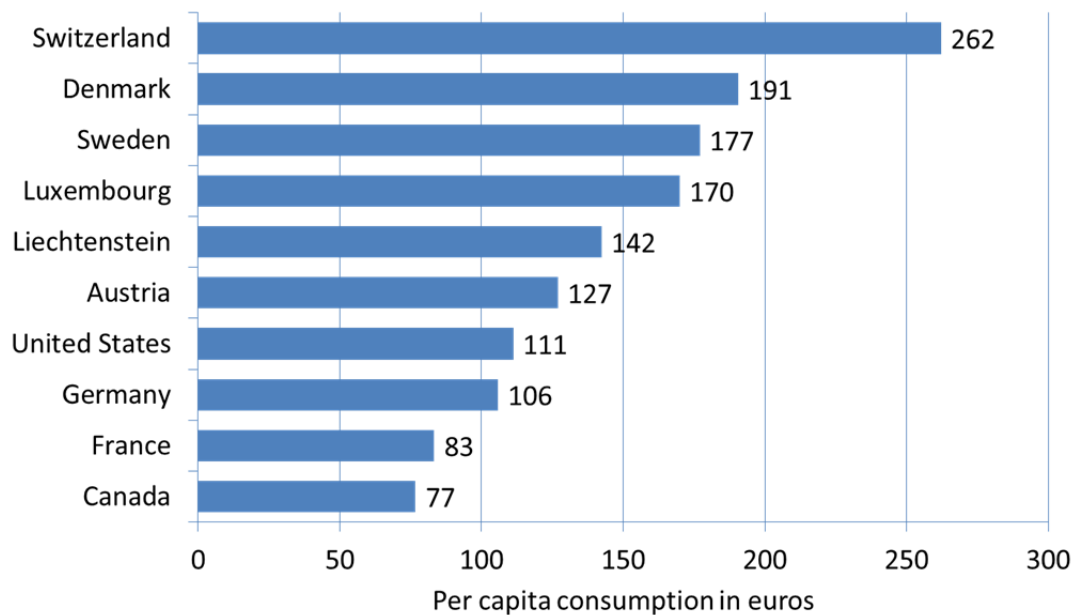
## The ten countries with the largest markets for organic food 2015

Source: FiBL-AMI survey 2017



## The ten countries with the highest per capita consumption 2015

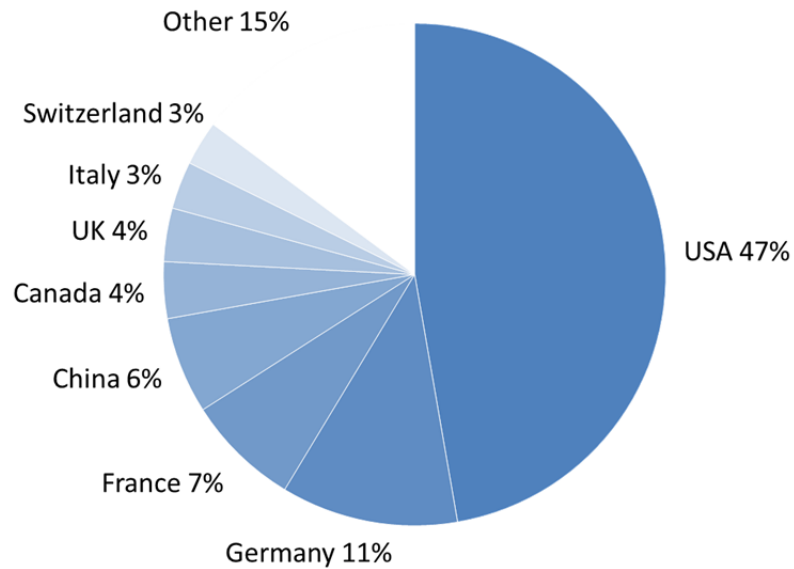
Source: FiBL-AMI survey 2017



Supported by

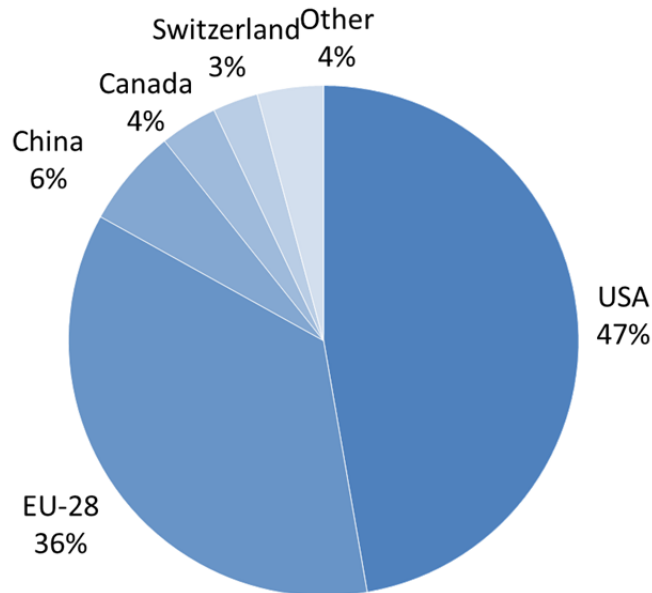
## Global market: Distribution of retail sales value by country 2015

Source: FiBL-AMI survey 2017, based on retail sales with organic food



## World: distribution of retail sales by single market 2015

Source: FiBL-AMI survey 2017

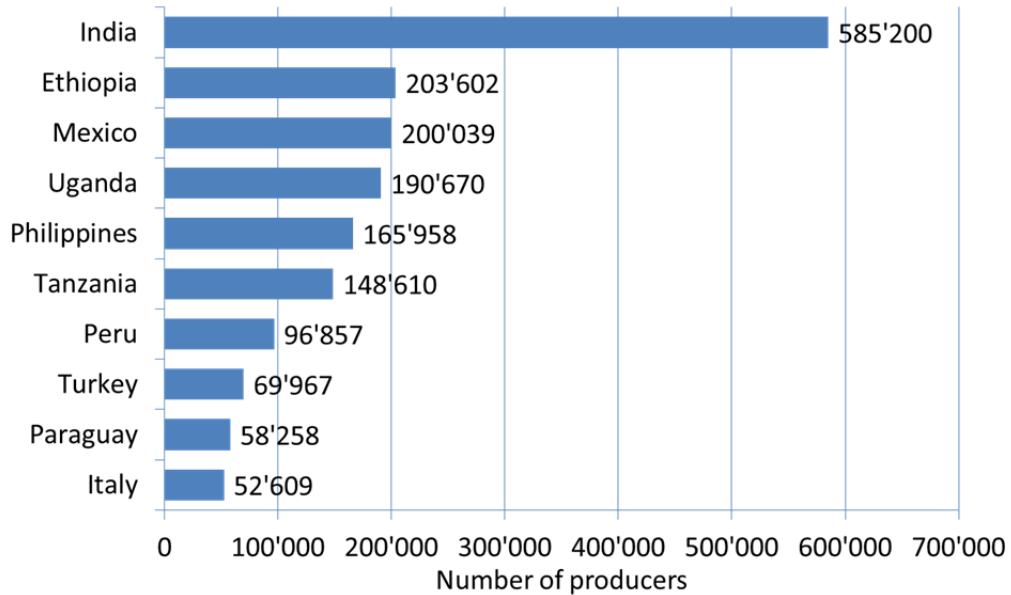


Supported by



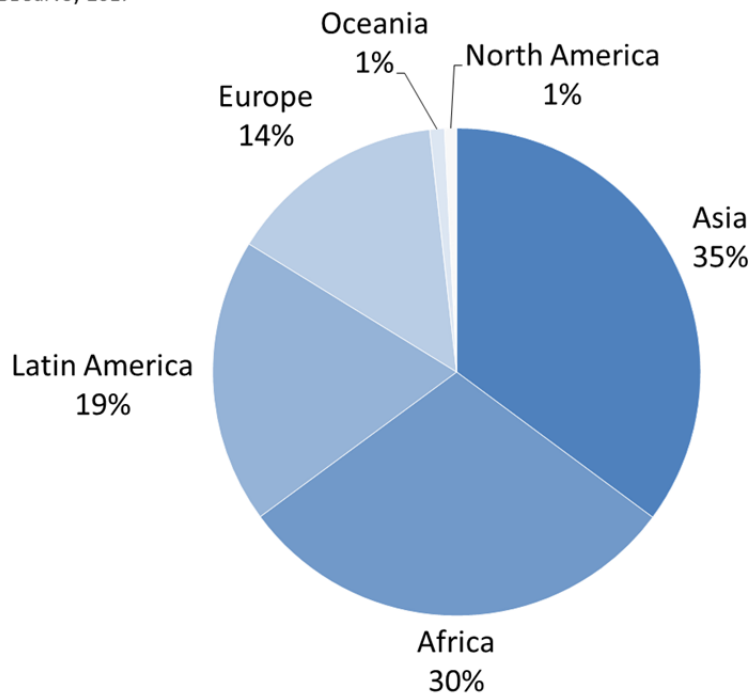
### The ten countries with the largest numbers of organic producers 2015

Source: FiBL survey 2017



### Organic producers by region 2015

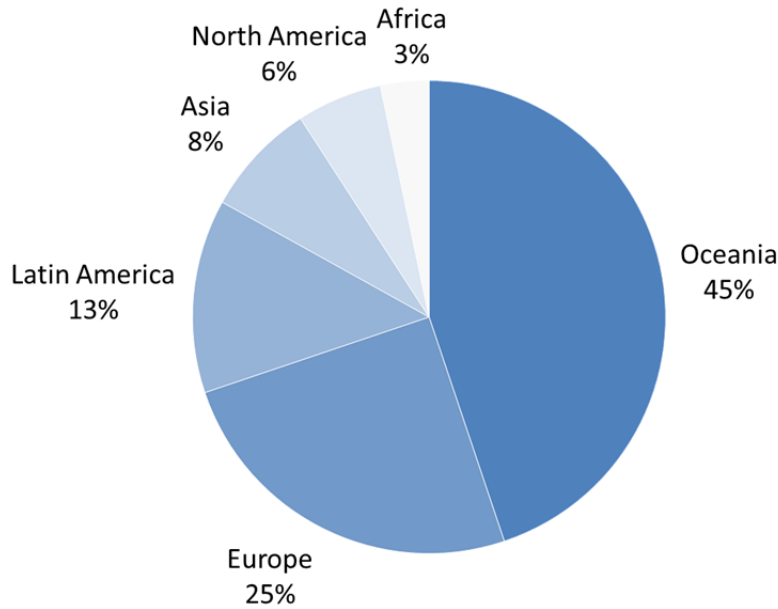
Source: FiBL Survey 2017



Supported by

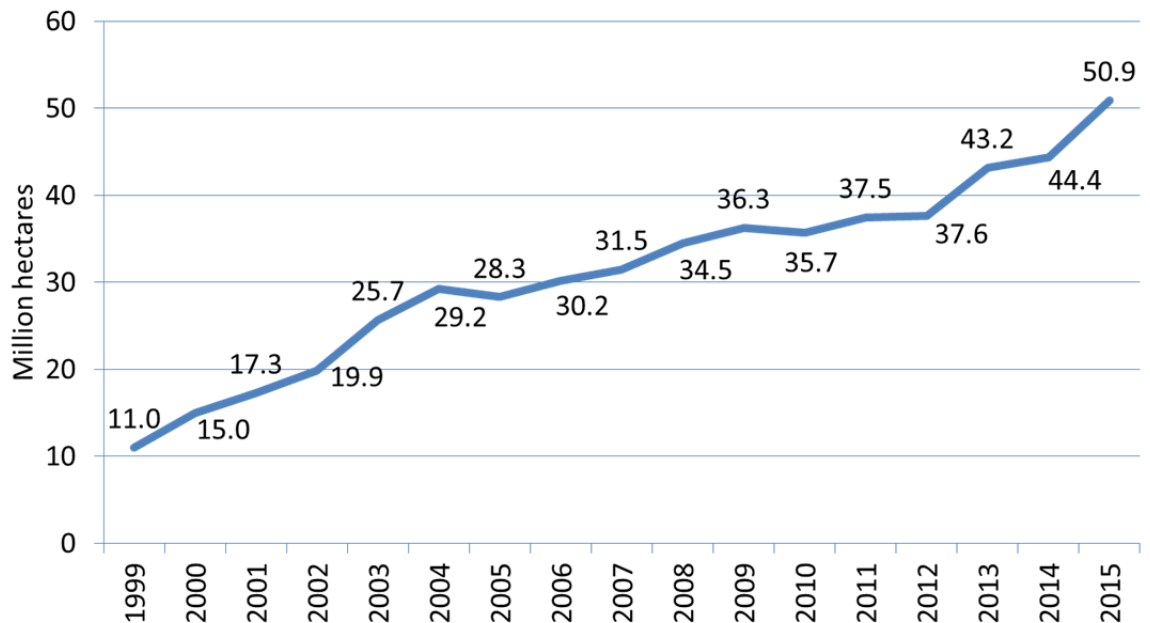
### Distribution of organic agricultural land by region 2015

Source: FiBL Survey 2017



### Growth of the organic agricultural land 1999-2015

Source: FiBL-IFOAM-SOEL-Surveys 1999-2017



Supported by



Schweizerische Eidgenossenschaft  
 Confédération suisse  
 Confederazione Svizzera  
 Confederaziun svizra  
 Swiss Confederation

Federal Department of Economic Affairs,  
 Education and Research EAER  
 State Secretariat for Economic Affairs SECO



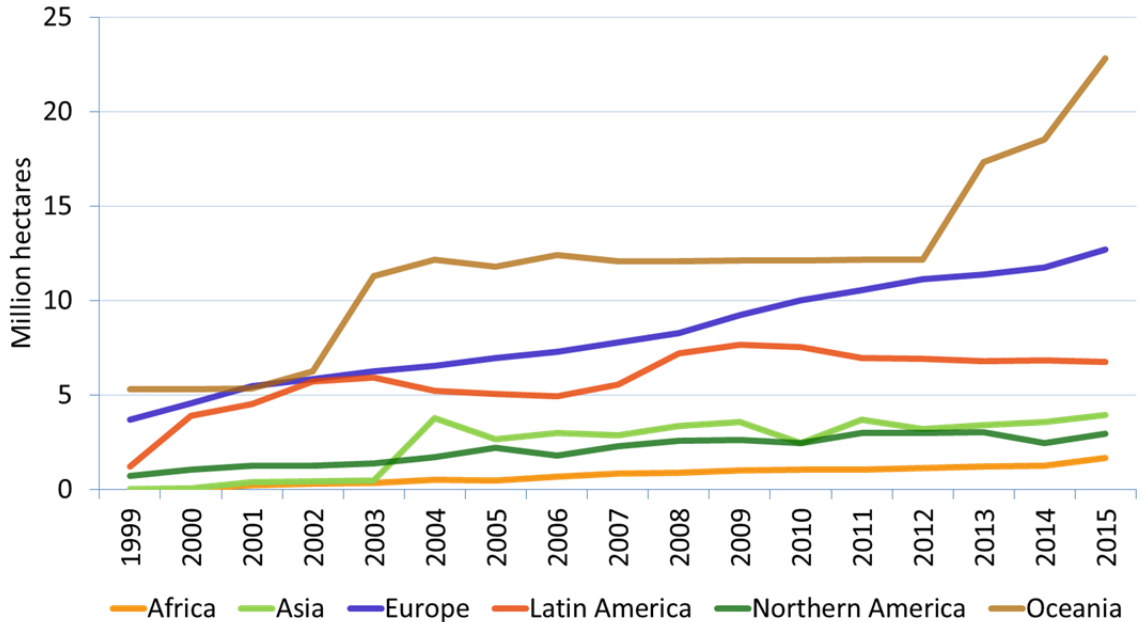
International  
 Trade  
 Centre

**BIOFACH**  
 into organic



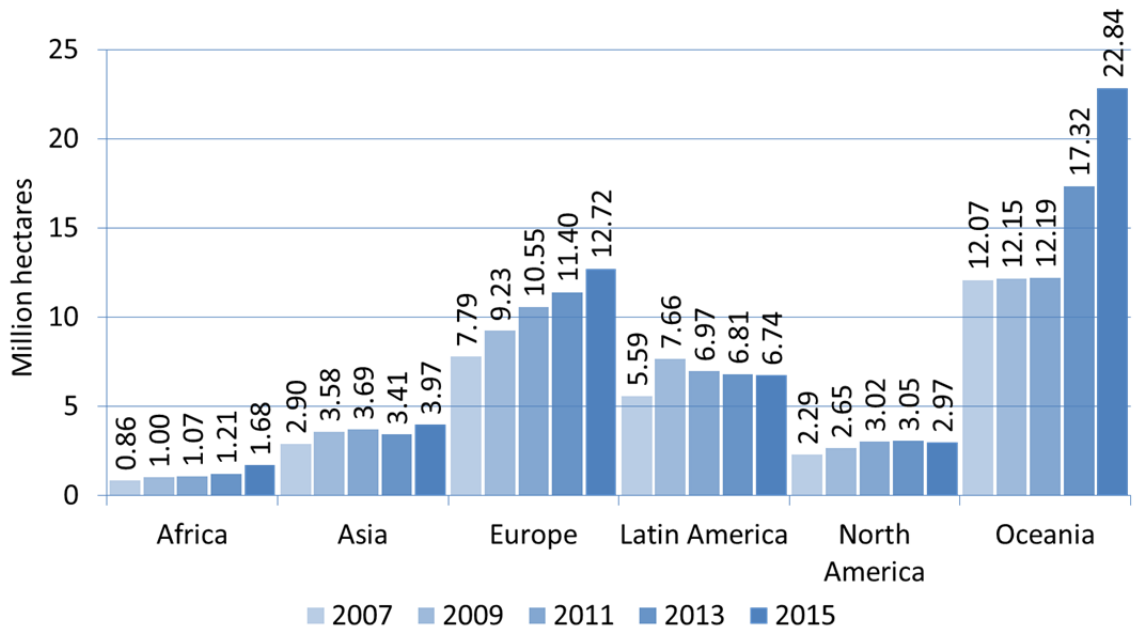
## Growth of the organic agricultural land by continent 1999-2015

Source: FiBL-IFOAM-SOEL-Surveys 1999-2017



## Growth of the organic agricultural land by continent 2007-2015

Source: FiBL-IFOAM survey 2009-2017



Supported by



Schweizerische Eidgenossenschaft  
 Confédération suisse  
 Confederazione Svizzera  
 Confederaziun svizra  
 Swiss Confederation

Federal Department of Economic Affairs,  
 Education and Research EAER  
 State Secretariat for Economic Affairs SECO



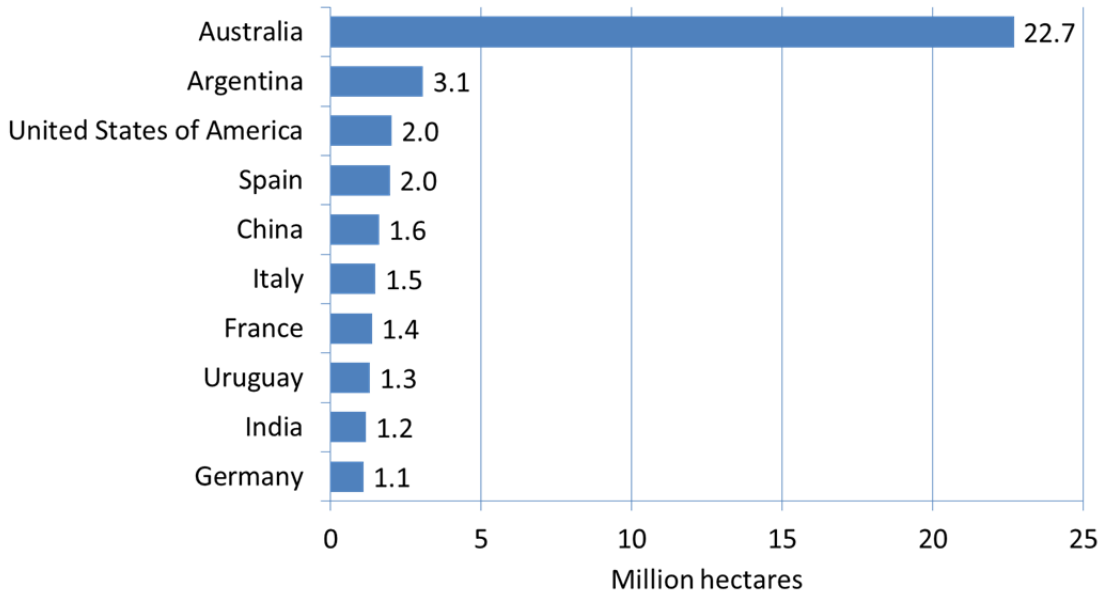
International  
 Trade  
 Centre

**BIOFACH**  
 into organic

**IFOAM**  
 ORGANICS  
 INTERNATIONAL

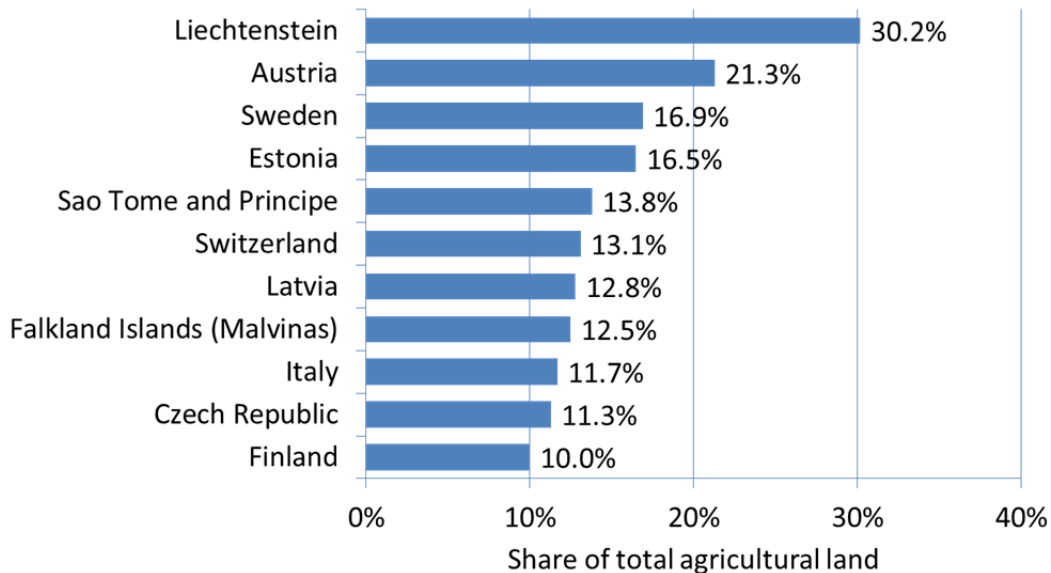
### The ten countries with the largest areas of organic agricultural land 2015

Source: FiBL survey 2017



### Countries with an organic share of 10 percent and more of the total agricultural land 2015

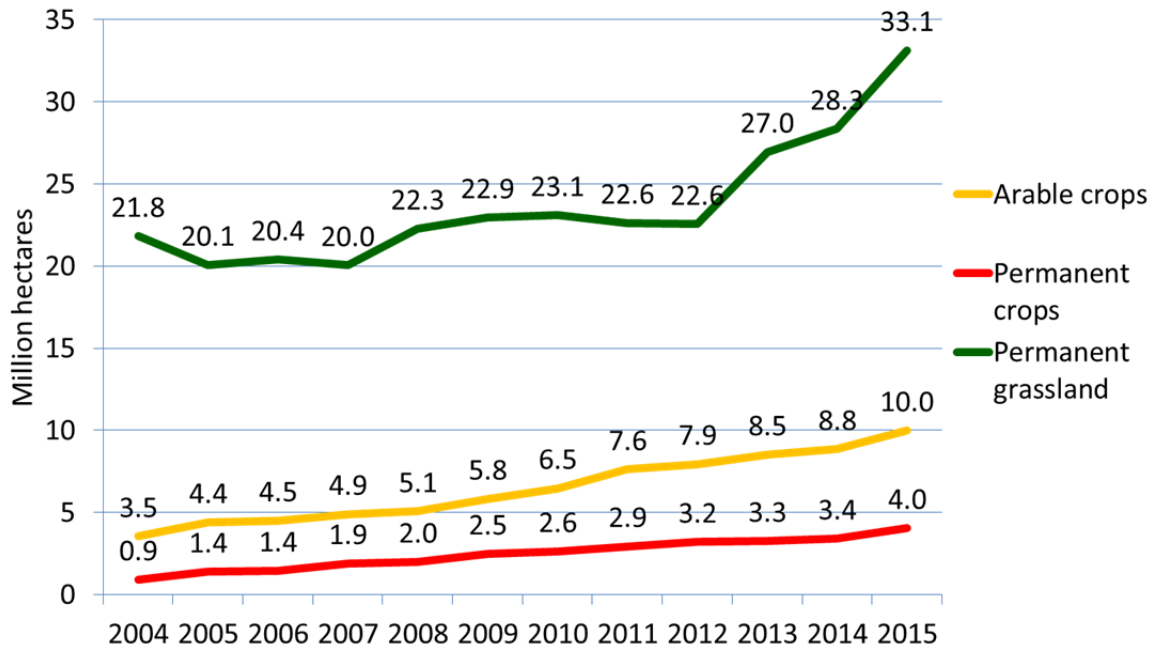
Source: FiBL survey 2017



Supported by

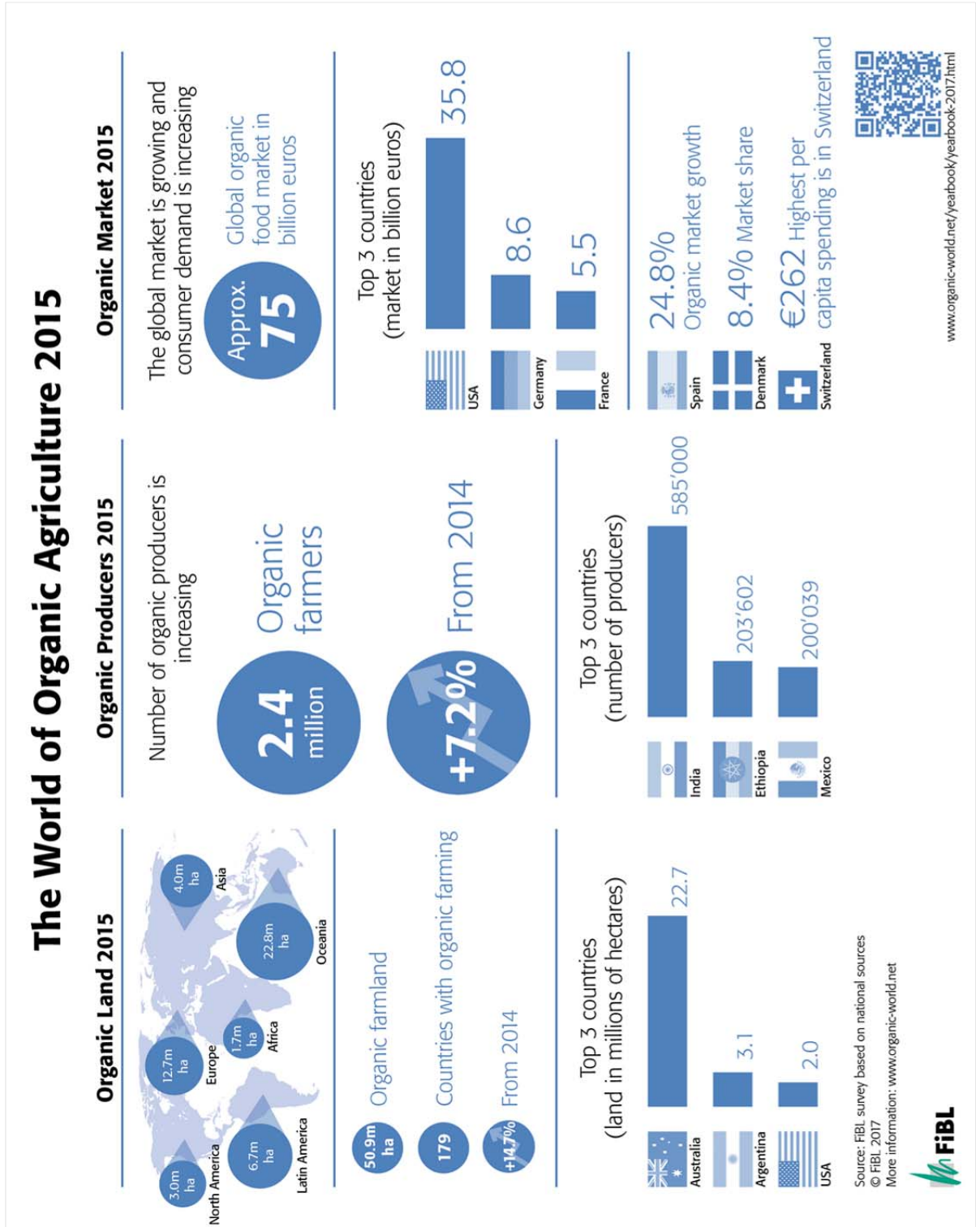
## Development of the organic land by land use type 2004-2015

Source: FiBL-IFOAM-SOEL-Surveys 1999-2017



Supported by

# Infographics



Supported by



Schweizerische Eidgenossenschaft  
 Confédération suisse  
 Confederazione Svizzera  
 Confederaziun svizra  
 Swiss Confederation

Federal Department of Economic Affairs,  
 Education and Research EAER  
 State Secretariat for Economic Affairs SECO



**BIOFACH**  
 into organic



## WORLD: ORGANIC RETAIL SALES 2015

**World**  
 Approx.  
**75 billion €**

The largest single market is the USA followed by the EU (27.1 billion €) and China. By region, North America has the lead (38.5 billion €), followed by Europe (29.8 billion €) and Asia.



Distribution of retail sales value by country 2015

**North America**  
 almost  
**39 billion €**

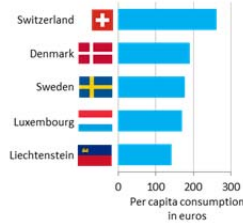
The countries with the largest market for organic food are the United States (35.8 billion €), followed by Germany (8.6 billion €), France (5.5 billion €) and China (4.7 billion €).



The five countries with the largest markets for organic food 2015

**262€**  
 are spent per  
 person in  
 Switzerland

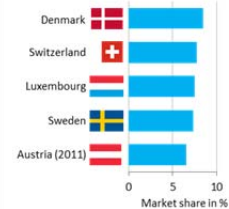
Switzerland has the highest per capita consumption worldwide, followed by Denmark and Sweden.



The five countries with the highest per capita consumption 2015

**8.4%**  
 of the  
 food market  
 in Denmark  
 is organic

The highest shares the organic market of the total market is in Denmark, followed by Switzerland, Luxembourg, Sweden, and Austria.



The five countries with the highest organic shares of the total market 2015

Source: FiBL survey 2017 www.organic-world.net

## WORLD: ORGANIC FARMLAND 2015

**World**  
**50.9**  
 Mio ha

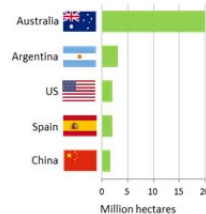
In Oceania there were 22.8 Mio ha, in Europe 12.7 Mio ha, and in Latin America 6.7 Mio ha.



Distribution of organic agricultural land by region 2015

**Australia**  
**22.7**  
 Mio ha

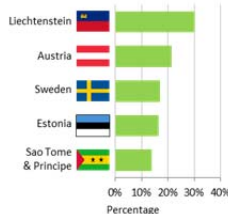
The ten countries with the largest organic agricultural areas represent 74% of the world's organic agricultural land.



The five countries with the largest areas of organic agricultural land 2015

**1%** of the  
 world's  
 farmland is  
 organic

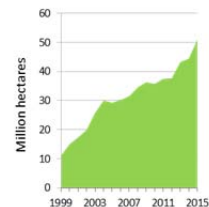
11 countries have 10% or more of their agricultural land under organic management.



Countries top five with more than 10 percent of organic agricultural land 2015

**+360%**  
 since 1999

In 2015, almost 6.5 million hectares were reported compared with 2014.



Growth of the organic agricultural land 1999-2015

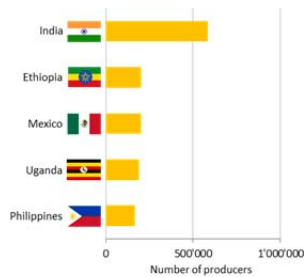
Source: FiBL survey 2017 www.organic-world.net

Supported by

## WORLD: ORGANIC PRODUCERS 2015



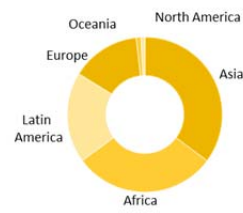
The country with the most organic producers is India, followed by Ethiopia and Mexico.



The five countries with the largest numbers of organic producers 2015



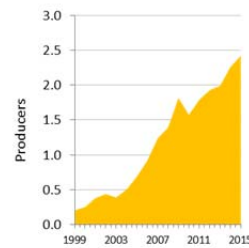
More than 84% of the producers are in Asia, Africa, and Latin America.



Distribution of organic producers by region 2015



There has been an increase in the number of producers by more than 160'000, or over 7% since 2014.



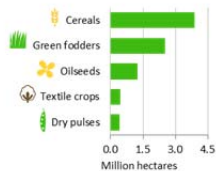
Development of the number of organic producers 1999-2015

Source: FiBL survey 2017 [www.organic-world.net](http://www.organic-world.net)

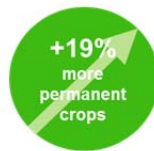
## WORLD: ORGANIC LAND USE 2015



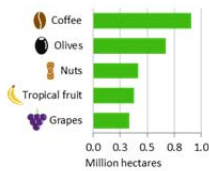
Arable land represents 0.7% of the world's arable crop land, 10 Mio ha, and 19.6% of the world's organic agricultural land. It increased by 12.9% over 2014.



Organic arable land by region 2015  
 Organic arable land: Key crops 2015



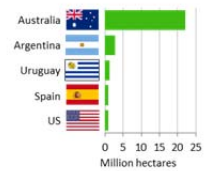
Permanent crops represents 2.5% of the world's permanent cropland, 4 Mio ha, and a 8% of the organic agricultural land. It increased by 19% over 2014.



Organic permanent crops by region 2015  
 Organic permanent crops: Key crops 2015



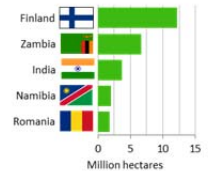
Permanent grassland represents 1.0% of the world's permanent grassland, 33.1 Mio ha, and a 65% of the organic agricultural land. It increased by 17% over 2014.



Organic permanent grassland by region 2015  
 Organic permanent grassland: The five countries with the largest areas 2015



The organic wild collection areas are concentrated in Europe, Africa, Asia, and Latin America.



Organic wild collection by region 2015  
 Organic wild collection: The five countries with the largest areas 2015

Source: FiBL survey 2017 [www.organic-world.net](http://www.organic-world.net)

Supported by



## Further sessions on organic markets at BIOFACH 2017

**Wednesday, February 15, 2017:**

**The World of Organic Agriculture at BIOFACH 2017**

4 pm to 4.45 pm, Hall Shanghai (NCC East), *BIOFACH Congress*

**The European market for organic food at BIOFACH 2017**

5 pm to 5.45 pm, Room Copenhagen, (NCC East), *BIOFACH Congress*

**Sourcing from Central and Eastern Europe - risks and benefits**

4 pm to 5.30 pm, Room Budapest (NCC East), *BIOFACH Congress*

**Thursday, February 16, 2017**

**Global Organic Market Overview - facts, trends and opportunities**

10 am to 11.30 am, Room Istanbul (NCC East), *BIOFACH Congress*

[www.biofach.fibl.org/en/biofach-2017.html](http://www.biofach.fibl.org/en/biofach-2017.html)

Supported by



Schweizerische Eidgenossenschaft  
Confédération suisse  
Confederazione Svizzera  
Confederaziun svizra  
Swiss Confederation

Federal Department of Economic Affairs,  
Education and Research EAER  
State Secretariat for Economic Affairs SECO



International  
Trade  
Centre

**BIOFACH**  
into organic

**IFOAM**  
ORGANICS  
INTERNATIONAL